

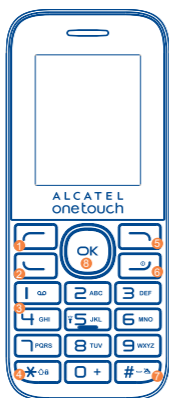
Quick Start Guide



This product meets applicable national SAR limits of 1.6 W/kg. The specific maximum SAR values can be found on page 19 of this user guide.

When carrying the product or using it while worn on your body, either use an approved accessory such as a holster or otherwise maintain a distance of 1.0 cm from the body to ensure compliance with RF exposure requirements. Note that the product may be transmitting even if you are not making a phone call.

The mobile phone is in compliance with the requirement of EN 60950-1: 2006 amendment A12: 2011. There will appear a warning box when the volume level is over 4. If the user selects left soft key in the warning box, the volume can be increased and the phone will repeat the acknowledgement more than once every 20h of cumulative listening time.



- 1 Left soft key
- 2 Call logs (idle screen) Send call
- 3 Voice mail (long key-press)
- 4 Lock Key (long press *06 key)
- 5 Right soft key
- 6 Power on/Power off End call
- 7 Silent mode
- 8 Navigation key : Menu/Confirm an option
- 9 Increase volume ▲
- 0 Decrease volume ▼
- 1 Create SMS
- 2 Alarm ▶

1.1 Keys

- Navigation key Confirm an option (press the middle of the key)
- Send call Access to call log (idle screen)
- Power on/off the handset (long press) End call Return to idle
- Left soft key
- Right soft key
- Dial the voice mail number (long press)
- From Idle screen - Press: enter zero - Press and hold: input "+," are used for dialing an international call.
- In Edit mode: - Press:access the symbols table - Long press: input 0
- From Idle screen - Press: input * - Long press: lock keypad In Edit mode: - Press: change input methods
- From Idle screen - Press: input # - Long press: activate/deactivate silent mode In Edit mode: - Press: input space


1.2 Idle screen icons

- Battery charge level.
- Silent mode: your phone neither rings, beeps nor vibrates.
- Flight mode.
- Headset connected.
- Alarm clock programmed.
- Missed calls.
- Level of network reception.
- Unread SMS.
- Message full.
- Call divert.

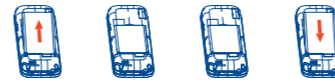
2 Getting started

2.1 Set up

Removing and installing the back cover



Removing and installing the battery



Inserting and removing SIM



Charging the battery



Connect the battery charger to your phone and outlet respectively.

- The charging may take about 20 minutes to start if the battery is flat.
- Be careful not to force the plug into the socket.
- Make sure the battery is correctly inserted before connecting the charger.
- The outlet must be near to the phone and easily accessible (avoid electric extension cables).
- When using your telephone for the first time, charge the battery fully (approximately 3 hours). You are advised to fully charge the battery ().
- To reduce power consumption and energy waste, when battery is fully charged, disconnect your charger from the plug; reduce the backlight time, etc.

The charge is complete when the animation stops.

2.2 Power on your phone

Hold down the key until the phone powers on.

2.3 Power off your phone

Hold down the key from the idle screen.

3 Calls.....

3.1 Making a call

Dial the desired number, press the key to place the call. If you make a mistake, you can delete the incorrect digits by pressing the key. To hang up the call, press the key.

Making an emergency call

If your phone is covered by the network, dial emergency number and press the key to make an emergency call. This works even without a SIM card and without typing the PIN code or unlocking the keypad.

3.2 Calling your Voice mail⁽¹⁾

You can see SIM voice mail in this menu.

3.3 Receiving a call

When you receive an incoming call, press the key to talk and then hang up using the key.

3.4 Available functions during the call

During a call, you can use your directory, your calendar, text messages, etc. without hanging up or dropping the call.

⁽¹⁾ Contact your network operator to check service availability.



ALCATEL onetouch.

English - CJBICR0ALAAA

4 FM radio.....

Your phone is equipped with a radio. You can use the application as a traditional radio with saved channels. In FM radio interface, press to play/pause the playing process of the current channel, press and to tune volume.

5 Call history

You can access your call memory by pressing from the idle screen, or press the key and select the icon from the menu. In this menu, you will see all call history.

6 Alarm

Your mobile phone has a built-in alarm clock with snooze feature.

7 Tools

7.1 Calculator

Press the up, down, left, right and OK key to select +, -, x, ÷, =, and = respectively.

Press to clear the figure.

7.2 Chaatz

This is a chat room, using the chat room you can chat with others, your SIM card needs to support the service network.

7.3 Calendar

Once you enter this menu, there is a monthly-view calendar for you to view the date; you can go to any day you want.

7.4 Notes

You can create a note in text format by accessing "Notes" from the main menu.

7.5 Converter

Converter supports weight conversion and length conversion.

7.6 Fake Call

You can create fake call through this function.

7.7 Call filter

You can create blacklist/whitelist through this function.

7.8 Torch

Turn on/off the torch whenever you need to. In idle screen, press and hold 5 key to activate/deactivate the torch light.

7.9 Wap

This function enables you to surf the Internet using the mobile phone. Note: Consulting the local network operator for related fee and specific setup.

7.10 Services

STK service is the tool kit of SIM card. This phone supports the service function. The specific items depend on SIM card and network. Service menu will be automatically added to the phone menu when supported by network and SIM card.

8 Message.....

From the main menu select "Message" to create text or multimedia message. You can type a message send it to a recipient in the SIM card directory. While writing a message, select "Options" to access all the messaging options.

Specific letters (accent) will increase the size of the SMS, this may cause multiple SMS to be sent to your recipient.

9 Multimedia.....

9.1 Games

This function enables you to enjoy simple games.

9.2 Image viewer

You can view images through this function.

9.3 Recorder

Use this function to record audio files. The phone support WAV and AAWB. The recording file you stopped will be stored in audio file automatically.

10 File manager

The phone provides a certain space for users to manage files. You can use the file manager to conveniently manage various directories and files on the phone.

11 Contacts

11.1 Consulting your contacts

You can access your contacts by pressing from the idle screen, or press the key and select the icon from the menu. In this menu, you will see all contacts.

11.2 Add contact

Select the menu "Add new contact" then save it to "Phone", "SIM" as you like.

12 Settings.....

From the main menu, select the menu and select the function of your choice in order to customise your telephone: profiles, Phone settings, Call settings, Network settings, Connectivity, Security settings, Regulatory & Safety, Restore factory settings.

13 Input mode

This mode allows you to type a text by choosing a letter or a sequence of characters associated with a key. Press the key several times until the desired letter is highlighted. When you release the key the highlighted character is inserted into the text.

ALCATEL is a trademark of Alcatel-Lucent and is used under license by TCL Communication Ltd.
© Copyright 2015 TCL Communication Ltd All rights reserved
TCL Communication Ltd reserves the right to alter material or technical specification without prior notice.

Safety and use.....

We recommend that you read this chapter carefully before using your phone. The manufacturer disclaims any liability for damage, which may result as a consequence of improper use or use contrary to the instructions contained herein.

• TRAFFIC SAFETY:

Given that studies show that using a mobile phone while driving a vehicle constitutes a real risk, even when the hands-free kit is used (car kit, headset...), drivers are requested to refrain from using their mobile when the vehicle is not parked.

When driving, do not use your phone and headphone to listen to music or to the radio. Using a headphone can be dangerous and forbidden in some areas. When switched on, your phone emits electromagnetic waves that can interfere with the vehicle's electronic systems such as ABS anti-lock brakes or airbags. To ensure that there is no problem:

- do not place your phone on top of the dashboard or within an airbag deployment area.
- check with your car dealer or the car manufacturer to make sure that the dashboard is adequately shielded from mobile phone RF energy.

• CONDITIONS OF USE:

You are advised to switch off the telephone from time to time to optimise its performance.

Switch the phone off before boarding an aircraft.

Switch the phone off when you are in health care facilities, except in designated areas.As with many other types of equipment now in regular use, mobile telephones can interfere with other electrical or electronic devices, or equipment using radio frequency.

Switch the phone off when you are near gas or flammable liquids. Strictly obey all signs and instructions posted in a fuel depot, petrol station, or chemical plant, or in any potentially explosive atmosphere.

When the phone is switched on, it should be kept at least 15 cm from any medical device such as a pacemaker, a hearing aid or insulin pump, etc. In particular when using the phone, you should hold it against the ear on the opposite side to the device, if any.

To avoid hearing impairment, pick up the call before holding your phone to your ear.Also move the handset away from your ear while using the “hands-free” mode because the amplified volume might cause hearing damage.

Do not let children use the phone and/or play with the telephone and accessories without supervision.

When replacing the cover please note that your phone may contain substances that could create an allergic reaction.

Always handle your phone with care and keep it in a clean and dust-free place.

Do not allow your phone to be exposed to adverse weather or environmental conditions (moisture, humidity, rain, infiltration of liquids, dust, sea air, etc). The manufacturer's recommended operating temperature range is -10°C to +55°C.

At over 55°C the legibility of the phone's display may be impaired, though this is temporary and not serious.

Emergency call numbers may not be reachable on all cellular networks. You should never rely only on your phone for emergency calls.

Do not open, dismantle or attempt to repair your mobile phone yourself.

Do not drop, throw or bend your mobile phone.

Do not use the phone if the glass made screen, is damaged, cracked or broken to avoid any injury.

Do not paint it.

Use only batteries, battery chargers, and accessories which are recommended by TCL Communication Ltd and its affiliates and are compatible with your phone model.TCL Communication Ltd and its affiliates disclaim any liability for damage caused by the use of other chargers or batteries. Remember to make back-up copies or keep a written record of all important information stored in your phone.

Some people may suffer epileptic seizures or blackouts when exposed to flashing lights, or when playing video games. These seizures or blackouts may occur even if a person never had a previous seizure or blackout. If you have experienced seizures or blackouts, or if you have a family history of such occurrences, please consult your doctor before playing video games on your phone or enabling a flashing-lights feature on your phone.

Parents should monitor their children's use of video games or other features that incorporate flashing lights on the phones. All persons should discontinue use and consult a doctor if any of the following symptoms occur: convulsion, eye or muscle twitching, loss of awareness, involuntary movements, or disorientation. To limit the likelihood of such symptoms, please take the following safety precautions:

- Do not play or use a flashing-lights feature if you are tired or need sleep.
- Take a minimum of a 15-minute break hourly.
- Play in a room in which all lights are on.
- Play at the farthest distance possible from the screen.

- If your hands, wrists, or arms become tired or sore while playing, stop and rest for several hours before playing again.

- If you continue to have sore hands, wrists, or arms during or after playing, stop the game and see a doctor.

When you play games on your phone, you may experience occasional discomfort in your hands, arms, shoulders, neck, or other parts of your body. Follow the instructions to avoid problems such as tendinitis, carpal tunnel syndrome, or other musculoskeletal disorders.

• PRIVACY:

Please note that you must respect the laws and regulations in force in your jurisdiction or other jurisdiction(s) where you will use your mobile phone regarding taking photographs and recording sounds with your mobile telephone. Pursuant to such laws and regulations, it may be strictly forbidden to take photographs and/or to record the voices of other people or any of their personal attributes, and duplicate or distribute them, as this may be considered to be an invasion of privacy. It is the user's sole responsibility to ensure that prior authorisation be obtained, if necessary, in order to record private or confidential conversations or take a photograph of another person; the manufacturer, the seller or vendor of your mobile phone (including the operator) disclaim any liability which may result from the improper use of the mobile phone.

• BATTERY:

Before removing the battery from your phone, please make sure that the phone is switched off.

Observe the following precautions for battery use:

- Do not attempt to open the battery (due to the risk of toxic fumes and burns).
- Do not puncture, disassemble or cause a short-circuit in a battery.
- Do not burn or dispose of a used battery in household rubbish or store it at temperatures above 60°C.

Batteries must be disposed of in accordance with locally applicable environmental regulations. Only use the battery for the purpose for which it was designed. Never use damaged batteries or those not recommended by TCL Communication Ltd and/or its affiliates.

This symbol on your telephone, the battery and the accessories means that these products must be taken to collection points at the end of their life:

- Municipal waste disposal centres with specific bins for these items of equipment.
- Collection bins at points of sale.

They will then be recycled, preventing substances being disposed of in the environment, so that their components can be reused.

In European Union countries:

These collection points are accessible free of charge.

All products with this sign must be brought to these collection points.

In non European Union jurisdictions:

Items of equipment with this symbol are not to be thrown into ordinary bins if your jurisdiction or your region has suitable recycling and collection facilities; instead they are to be taken to collection points for them to be recycled.

CAUTION: RISK OF EXPLOSION IF BATTERY IS REPLACED BY AN INCORRECT TYPE. DISPOSE OF USED BATTERIES ACCORDING TO THE INSTRUCTIONS.

15

Warranty.....

Your phone is warranted against any defect or malfunctioning which may occur in conditions of normal use during the warranty period of twelve (12) months ⁽¹⁾ from the date of purchase as shown on your original invoice.

Batteries ⁽²⁾ and accessories sold with your phone are also warranted against any defect which may occur during the first six (6) months ⁽¹⁾ from the date of purchase as shown on your original invoice.

In case of any defect of your phone which prevents you from normal use thereof, you must immediately inform your vendor and present your phone with your proof of purchase.

If the defect is confirmed, your phone or part thereof will be either replaced or repaired, as appropriate. Repaired phone and accessories are entitled to a one (1) month warranty for the same defect. Repair or replacement may be carried out using reconditioned components offering equivalent functionality.

This warranty covers the cost of parts and labor but excludes any other costs.

There may be certain differences between the user manual description and the phone's operation, depending on the software release of your telephone or specific operator services. TCL Communication shall not be held legally responsible for such differences, if any, nor for their potential consequences, which responsibility shall be borne by the operator exclusively.This handset may contain materials, including applications and software in executable or source code form, which is submitted by third parties for inclusion in this handset ("Third Party Materials").All third party materials in this handset are provided "as is", without warranty of any kind, whether express or implied, including the implied warranties of merchantability, fitness for a particular purpose or use/third party application, interoperability with other materials or applications of the purchaser and non-infringement of copyright. The purchaser undertakes that TCL Communication has complied with all quality obligations incumbent upon it as a manufacturer of mobile devices and handsets in complying with Intellectual Property rights. TCL Communication will at no stage be responsible for the inability or failure of the Third Party Materials to operate on this handset or in interaction with any other devices of the purchaser. To the maximum extent permitted by law, TCL Communication disclaims all liability for any claims, demands, suits or actions, and more specifically – but not limited to – tort law actions, under any theory of liability, arising out of the use, by whatever means, or attempts to use, such Third Party Materials. Moreover, the present Third Party Materials, which are provided free of charge by TCL Communication, may be subject to paid updates and upgrades in the future; TCL Communication waives any responsibility regarding such additional costs, which shall be borne exclusively by the purchaser. The availability of the applications may vary depending on the countries and the operators where the handset is used; in no event shall the list of possible applications and software provided with the handsets be considered as an undertaking from TCL Communication; it shall remain merely as information for the purchaser. Therefore, TCL Communication shall not be held responsible for the lack of availability of one or more applications wished for by the purchaser, as its availability depends on the country and the operator of the purchaser. TCL Communication reserves the right at any time to add or remove Third Party Materials from its handsets without prior notice; in no event shall TCL Communication be held responsible by the purchaser for any consequences that such removal may have on the purchaser regarding the use or attempt to use such applications and Third Party Materials.

^[1] The warranty period may vary depending on your country.

^[2] The life of a rechargeable mobile phone battery in terms of conversation time standby time, and total service life, will depend on the conditions of use and network configuration. Batteries being considered expendable supplies, the specifications state that you should obtain optimal performance for your phone during the first six months after purchase and for approximately 200 more recharges.

22

This warranty shall not apply to defects to your phone and/or accessory due to (without any limitation):

1) Non-compliance with the instructions for use or installation, or with technical and safety standards applicable in the geographical area where your phone is used,

2) Connection to any equipment not supplied or not recommended by TCL Communication Ltd,

3) Modification or repair performed by individuals not authorised by TCL Communication Ltd or its affiliates or your vendor,

4) Modification, adjustment or alteration of software or hardware performed by individuals not authorized by TCL Communication Ltd,

5) Inclement weather, lightning, fire, humidity, infiltration of liquids or foods, chemical products, download of files, crash, high voltage, corrosion, oxidation...

Your phone will not be repaired in case labels or serial numbers (IMEI) have been removed or altered.

There are no express warranties, whether written, oral or implied, other than this printed limited warranty or the mandatory warranty provided by your country or jurisdiction.

In no event shall TCL Communication Ltd or any of its affiliates be liable for indirect, incidental or consequential damages of any nature whatsoever, including but not limited commercial or financial loss or damage, loss of data or loss of image to the full extent those damages can be disclaimed by law.

Some countries/states do not allow the exclusion or limitation of indirect, incidental or consequential damages, or limitation of the duration of implied warranties, so the preceding limitations or exclusions may not apply to you.

• CHARGERS

Mains powered chargers will operate within the temperature range of: 0°C to 40°C.

The chargers designed for your mobile phone meet with the standard for safety of information technology equipment and office equipment use. They are also compliant to the ecodesign directive 2009/125/EC. Due to different applicable electrical specifications, a charger you purchased in one jurisdiction may not work in another jurisdiction. They should be used for this purpose only.

Due to the used enclosure material, the mobile phone shall only be connected to a USB Interface of version 2.0 or higher.The connection to so called power USB is prohibited.The adapter shall be installed near the equipment and shall be easily accessible.This charger is for indoor use only.

• RADIO WAVES:

Proof of compliance with international standards (ICNIRP) or with European Directive 1999/5/EC (R&TTE) is required of all mobile phone models before they can be put on the market. The protection of the health and safety for the user and any other person is an essential requirement of these standards or this directive.

THIS DEVICE MEETS INTERNATIONAL GUIDELINES FOR EXPOSURE TO RADIO WAVES

Your mobile device is a radio transmitter and receiver. It is designed not to exceed the limits for exposure to radio waves (radio frequency electromagnetic fields) recommended by international guidelines. The guidelines were developed by an independent scientific organization (ICNIRP) and include a substantial safety margin designed to assure the safety of all persons, regardless of age and health.

The radio wave exposure guidelines use a unit of measurement known as the Specific Absorption Rate, or SAR. The SAR limit for mobile devices is 2 W/kg.

Tests for SAR are conducted using standard operating positions with the device transmitting at its highest certified power level in all tested frequency bands. The highest SAR values under the ICNIRP guidelines for this device model are:

Maximum SAR for this model and conditions under which it was recorded.		
Head SAR	GSM900	0.686 W/kg
Body-worn SAR	GSM900	0.360 W/kg

During use, the actual SAR values for this device are usually well below the values stated above. This is because, for purposes of system efficiency and to minimize interference on the network, the operating power of your mobile device is automatically decreased when full power is not needed for the call.The lower the power output of the device, the lower its SAR value.


Troubleshooting.....

Before contacting the service centre, you are advised to follow the instructions below:

- You are advised to fully charge () the battery for optimal operation.
- Avoid storing large amounts of data in your phone as this may affect its performance.
- You can use reset by press power key +  .ALL User phone data: contacts, photos, messages and files, downloaded applications will be lost permanently.

and carry out the following checks:

My phone is frozen or cannot switch on

- Check the battery contacts, remove and reinstall your battery, then turn your phone on.
- Check the battery power level, charge for at least 20 minutes.
- If it still does not work, please reset the phone using the **Power key** and the .

My phone has not responded for several minutes

- Remove and re-install the battery, then restart the phone.

My phone turns off by itself

- Check that your screen is locked when you are not using your phone, and make sure the **Power** key is not mis-contacted due to unlocked screen.
- Check the battery charge level.
- If it still does not work, please use User Data Format to reset the phone.

My phone cannot charge properly

- Make sure you are using an ALCATEL ONETOUCH battery and the charger from the box.
- Make sure your battery is inserted properly and clean the battery contact if it's dirty.It must be inserted before plugging in the charger.
- Make sure that your battery is not completely discharged; if the battery power is empty for a long time, it may take around 20 minutes to display the battery charger indicator on the screen.
- Make sure charging is carried out under normal conditions (0°C to +40°C).
- When abroad, check that the voltage input is compatible.

Body-worn SAR testing has been carried out at a separation distance of 1.0 cm. To meet RF exposure guidelines during body-worn operation, the device should be positioned at least this distance away from the body.

If you are not using an approved accessory ensure that whatever product is used is free of any metal and that it positions the phone the indicated distance away from the body.

Organizations such as the World Health Organization and the US Food and Drug Administration have stated that if people are concerned and want to reduce their exposure they could use a hands-free device to keep the phone away from the head and body during phone calls, or reduce the amount of time spent on the phone.

For more information you can go to www.alcatelonetouch.com

Additional information about electromagnetic fields and public health are available on the following site: http://www.who.int/peh-emf.

Your telephone is equipped with a built-in antenna. For optimal operation, you should avoid touching it or degrading it.

As mobile devices offer a range of functions, they can be used in positions other than against your ear. In such circumstances the device will be compliant with the guidelines when used with headset or usb data cable. If you are using another accessory ensure that whatever product is used is free of any metal and that it positions the phone at least 1.0 cm away from the body.

• Regulatory information

The following approvals and notices apply in specific regions as noted.

- **Internet address:** www.alcatelonetouch.com
- **Hot Line Number:** see “TCL Communication Services” leaflet or go to our website.

- **Address:** Room 1910-12A, Tower 3, China HK City, 33 Canton Road, Tsimshatsui, Kowloon, Hong Kong

On our website, you will find our FAQ (Frequently Asked Questions) section. You can also contact us by e-mail to ask any questions you may have.

An electronic version of this user guide is available in English and other languages according to availability on our server: **www.alcatelonetouch.com**

Your telephone is a transceiver that operates on GSM 850/900/1800/1900 MHz.

CE0560

This equipment is in compliance with the essential requirements and other relevant provisions of Directive 1999/5/EC.The entire copy of the Declaration of Conformity for your telephone can be obtained through our website: www.alcatelonetouch.com.

Protection against theft ⁽¹⁾

Your telephone is identified by an IMEI (phone serial number) shown on the packaging label and in the phone's memory.We recommend that you note the number the first time you use your telephone by entering * # 0 6 # and keep it in a safe place. It may be requested by the police or your operator if your telephone is stolen.This number allows your mobile telephone to be blocked preventing a third person from using it, even with a different SIM card.

19

20

21

22

23

24

25

26

27

28

29

30

31

32

33

34

35

36

37

38

39

40

41

42

^[1] Contact your network operator to check service availability.

27

28