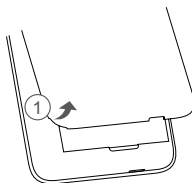
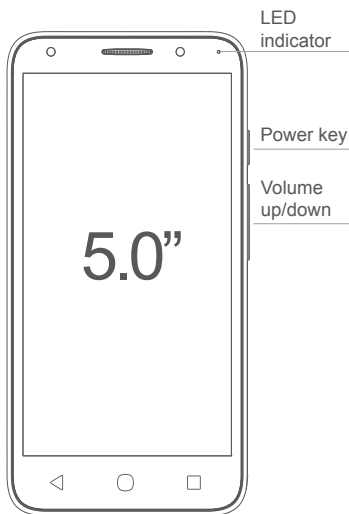


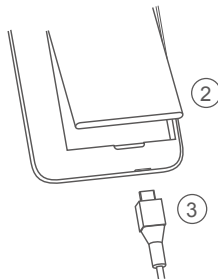
alcatel

PIXI4

QUICK START GUIDE

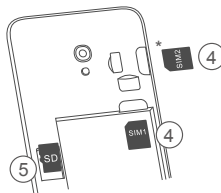


① Removing or installing the back cover.



② Installing or removing the battery.

③ Charging the battery.



④ Inserting or removing the SIM card.

⑤ Installing or removing the microSD card.

User guide and FAQ are available online
www.alcatel-mobile.com

* 5045D only.



PLEASE CONSIDER THE
 ENVIRONMENT BEFORE PRINTING

5045X

5045D