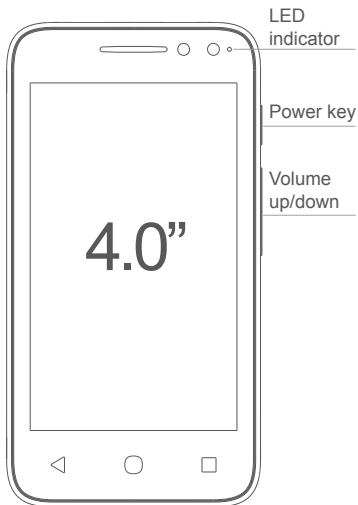


# alcatel

## PIXI4

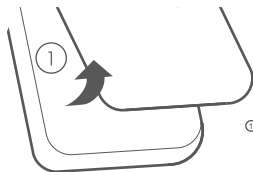
### QUICK START GUIDE



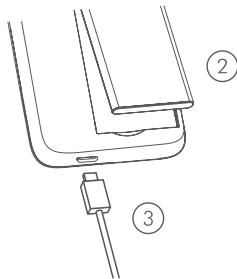
4034X

4034D

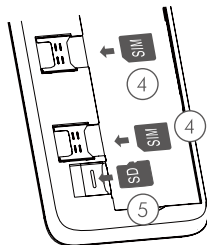
4034F



- ① Removing or installing the back cover.



- ② Installing or removing the battery.
- ③ Charging the battery.



- ④ Inserting or removing the SIM card.
- ⑤ Installing or removing the microSD card.

User guide and FAQ are available online  
[www.alcatel-mobile.com](http://www.alcatel-mobile.com)

\* This phone doesn't support SIM card or SD card removal without turning off the device.

SAVE  
PAPER  
SAVE  
TREES

PLEASE CONSIDER THE  
ENVIRONMENT BEFORE PRINTING