

alcatel PIXI4

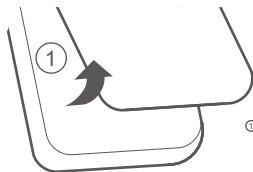
QUICK START GUIDE

LED
indicator




Power key

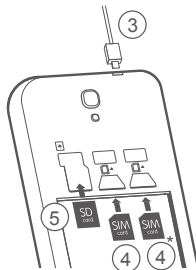
Volume
up/down



① Removing or installing the back cover.



② Installing or removing the battery.



③ Charging the battery.
④ Inserting or removing the SIM card.
⑤ Installing or removing the microSD card.

4017X

4017D

* 4017D only

User guide and FAQ are available online
www.alcatel-mobile.com

SAVE
PAPER
SAVE
TREES

PLEASE CONSIDER THE
ENVIRONMENT BEFORE PRINTING