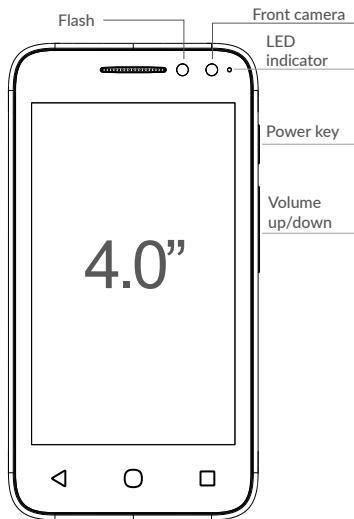
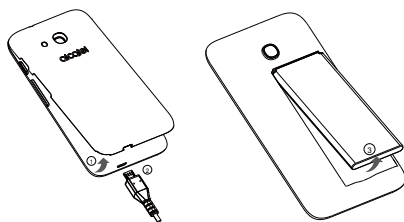


alcatel U3

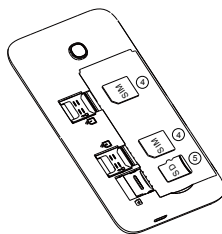
QUICK START GUIDE



- ① Removing or installing the back cover.
- ② Charging the battery.
- ③ Installing or removing the battery.



- ④ Inserting or removing the SIM card.
- ⑤ Inserting or removing the microSD card.



User guide and FAQ are available online
www.alcatel-mobile.com

SAVE
PAPER
SAVE
TREES

* This phone doesn't support SIM card or SD card removal without turning off the device.

PLEASE CONSIDER THE
ENVIRONMENT BEFORE PRINTING



English - CJB1K50ALAAA

4049X

4049D